


# DAILY MARKET REPORT

*09th June 2025*



**ORBIT SECURITIES**

## INUKA MONEY MARKET FUND

- Today, the Net Asset Value (NAV) of our Inuka Money Market Fund is 108.1286.

## CORPORATE ACTION AND COMPANY FINANCIALS

### • MKOMBOZI COMMERCIAL BANK

- Mkombozi Commercial Bank has announced a dividend of TZS 92.40 per share which will be paid on 15<sup>th</sup> August, 2025. Shares will trade cum dividend until 30<sup>th</sup> June, 2025, after which they will trade ex dividend.

### • TANZANIA BREWERIES PUBLIC LIMITED COMPANY

- TBL has announced a dividend of TZS 818 per share which will be paid on or about 16<sup>th</sup> June, 2025. Shares will trade cum dividend until 9<sup>th</sup> June, 2025 after which they will trade ex dividend.

### • DSE

- DSE has announced 10<sup>th</sup> Annual General Meeting (AGM) which will be held on 25<sup>th</sup> June, 2025 at DSE offices 3<sup>rd</sup> Floor, Exchange Tower and virtually through eAGM Mkutano platform at 9:30 a.m.
- They have announced a dividend of TZS 125.5 per share. Shares will trade cum dividend until 25<sup>th</sup> June, 2025 after which it will trade ex dividend on 26<sup>th</sup> June, 2025 onwards.

### • AZANIA BONDI YANGU

- Azania Bank Plc has announced its second coupon interest payment on the first tranche of its Medium Term Note Programme (MTN). Interest payment date is on 16<sup>th</sup> June, 2025, trading of Bondi yangu cum interest until 5<sup>th</sup> June, 2025 after which it will trade ex interest on 9<sup>th</sup> June, 2025.

### • TANZANIA PORTLAND CEMENT PLC (TWIGA CEMENT)

- Twiga Cement has announced the 33<sup>rd</sup> Annual General Meeting which will be held on 12<sup>th</sup> June, 2025 at 10:00 am at Serena Hotel, Garden Marque.

EQUITY MARKET

	Previous (TZS)	USD	Current (TZS)	USD	%change
Turnover	669,927,340	252,196.02	4,886,089,280	1,850,791.39	+100.00%
Volume	763,699		3,092,687		+100.00%
Total Market Cap	19,609.11	7.38 Bln	19,446.06	7.37 Bln	-0.832%
Domestic Market Cap	13,164.84	4.96 Bln	13,085.45	4.96 Bln	-0.603%

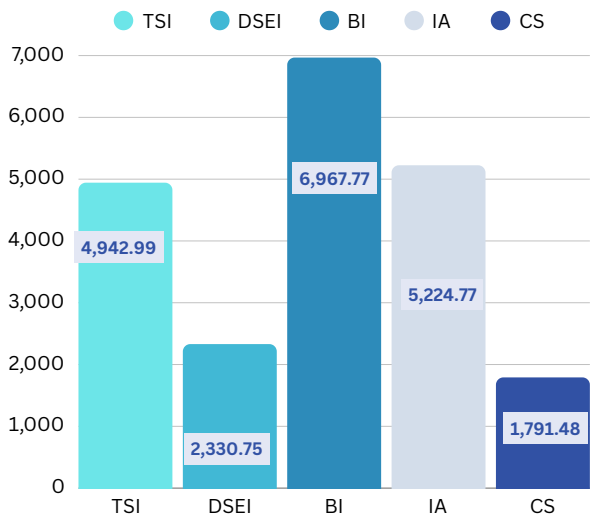
GAINERS

Counter	Closing Price (TZS)	% Change
NICO	930	+2.2%
TCCL	1,850	+1.65%
NMB	6,500	+0.46%

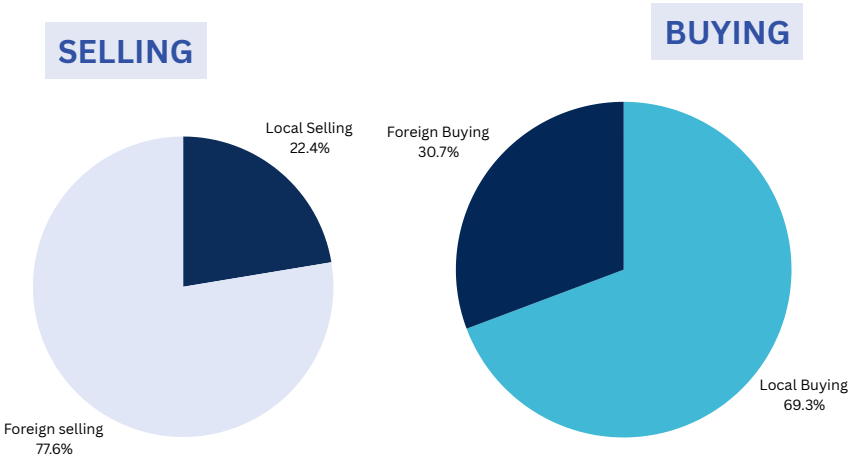
LOSERS

Counter	Closing Price (TZS)	% Change
CRDB	790	-0.63%
TPCC	4,700	-2.08%
VODA	625	-3.85%
DSE	2,800	-13.58%

INDICES



INVESTOR PARTICIPATION



SESSION PRICE (TZS) AND VOLUME INFORMATION

Counter	Open	High	Low	Close	Turnover	Volume	Market Cap
AFRIPRISE	340	350	335	340	31,541,410	92,357	49.65
CRDB	795	800	785	790	2,008,216,670	2,524,238	2,063.35
DCB	140	140	135	140	3,696,010	26,419	26.82
DSE	3,240	2,800	2,800	2,800	8,316,00	2,970	66.71
MBP	480	500	480	480	2,590,560	5,387	14.39
MCB	280	280	280	280	16,800	60	17.31
MKCB	940	1,000	940	940	190,430	20	22.14
MUCOBA	400	400	400	400	4,000	10	13.07
NICO	910	950	910	930	3,393,490	3,643	57.33
NMB	6,470	6,500	6,420	6,500	963,182,990	150,492	3,250.00
PAL	360	360	360	360	41,400	115	57.77
SWIS	1,520	1,570	1,540	1,520	346,620	222	54.72
TBL	10,900	10,660	10,660	10,900	1,840,679,690	255,601	3,216.11
TCC	17,000	16,660	16,660	17,000	666,400	40	1,700.00
TCCL	1,820	1,880	1,800	1,850	19,790,220	10,728	117.79
TPCC	4,800	4,800	4,700	4,700	2,397,510	508	845.64
TTP	120	135	130	120	13,340	100	11.41
VODA	650	665	625	625	1,005,740	1,597	1,400.00

BOND SEGMENTSECONDARY MARKET TRADING ACTIVITY

Tenure	Coupon	Price	Amount TZS ‘000
20 years	15.25%	100.8544	10,000
20 years	15.49%	104.835 - 110	1,070,000
25 years	15.75%	100 - 115.4918	14,800,000
25 years	15.95%	103.9125 - 105	80,000

GOVERNMENT SECURITIES' YIELDS

T-Bills	35 Days91 Days182 Days364 Days						
June 2025	6.49%	7.49%	8.14%	8.71%			
T-Bonds	2 Years	5 Years	7 Years	10 Years	15 Years	20 Years	25 Years
June 2025	12.08%	13%	9.71%	14.25%	14.5%	15.25%	15.75%

CLOSE OF SESSION OUTSTANDING ORDERS

Counter	Bid [Purchase Order]		Offer [Sell Order]	
	No. of Shares	Price (TZS)	No. of Shares	Price (TZS)
AFRIPRISE	70,672	335	147,363	350
CRDB	347,548	785	792,389	800
DCB	59,854	135	30,478	140
DSE	100	2,800	2,618	2,800
MBP	533	480	-	-
MCB	-	-	10,999	280
MKCB	18,678	940	-	-
MUCOBA	10	400	-	-
NICO	94,225	910	1,000	950
NMB	5,552	6,420	-	-
PAL	-	-	12,950	360
SWISS	700	1,540	8,160	1,570
TBL	-	-	97,867	10,690
TCC	-	-	50,207	16,660
TCCL	18,660	1,800	3,952	1,880
TOL	-	-	-	-
TPCC	3,498	4,700	-	-
TTP	2,804	130	-	-
VODA	-	-	107,246	665

